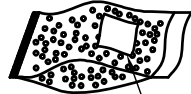
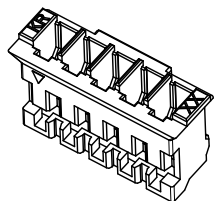


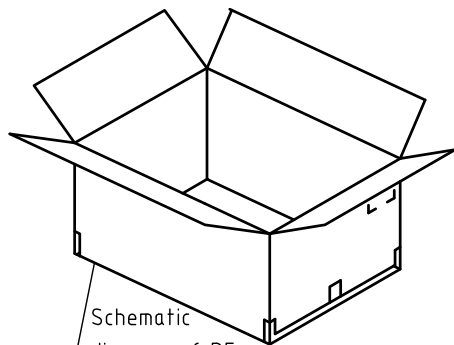
**RoHS**  
COMPLIANT

Step 1: Place Housing into PE bag and seal PE bag. Label.  
将 Housing放入PE袋内, 并将PE袋封好, 贴上标签。

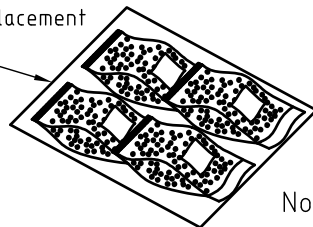


Label

Step 2: Put PE bag packed products in cartons,  
Packing detail see the table right  
将装好产品的PE袋放入纸箱内, 详细包装见右表

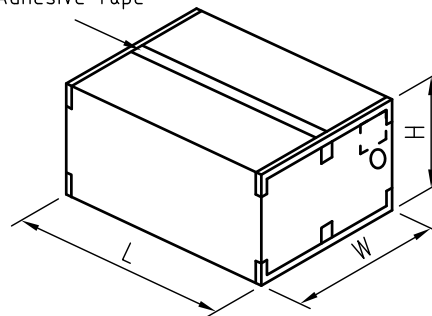


Schematic diagram of PE bag placement



Step 3: Put PE bag packed products in cartons,  
Packing detail see the table right  
将装好产品的PE袋放入纸箱内, 详细包装见右表

Adhesive Tape



Circuits	PCS/Bag
2	1000
3	1000
4	1000
5	1000
6	1000
7	1000
8	1000
9	1000
10	1000
11	1000
12	1000
13	1000
14	1000
15	1000

Note注解:

- There shall be no dirt such as deformation phenomenon, Mantissa box fillers must be used  
每箱不可有脏污, 变形现象, 尾数箱必须用填充物
- Confirm whether the inner and outer labels are missing and the content must be consistent with the actual product  
确认内外标签有无漏失, 内容与实物必须一致
- Packing quantity per carton depends on order and delivery quantity  
每箱包装数量依订单及交货数量而定

	SPEC.	Remark
Carton 1	L460mm×W460mm×H510mm	Use the appropriate carton size according to the actual order quantity 根据实际订单数量使用合适的纸箱尺寸
Carton 2	L500mm×W500mm×H305mm	
Carton 3	L580mm×W580mm×H320mm	



MARK

1

2

3

4

5

6

7

8

9

TOLERANCE  
X.X ±0.30  
X.XX ±0.20  
X.XXX ±0.10  
Angle ±2°

TITLE:  
JST PH2.0 Housing  
Packing

UNIT:mm SCALE:N/A

DRAWN: Arwin 2020.03.05

CHECKED:

APPROVED:

SHEET: 1/1

PROJECTION

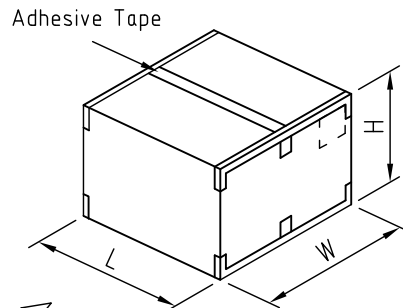
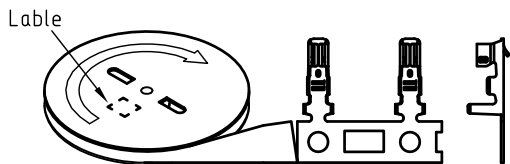
**KONNRA** 东莞市康瑞电子有限公司  
DongGuan Konnra Electronics Co.,Ltd.

PART NO.: H20010\*\*\*\*01A

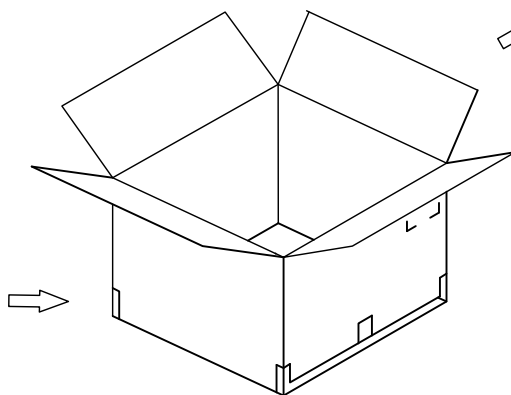
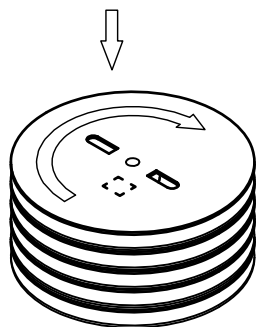
REV.: A1 DRAWING NO.: 2001H01-F-P

RoHS  
COMPLIANT

线夹朝上 (Clamp facing up)



Package way



Note注解:

1. There shall be no dirt such as deformation phenomenon, Mantissa box fillers must be used  
每箱不可有脏污，变形现象，尾数箱必须用填充物
2. Confirm whether the inner and outer labels are missing and the content must be consistent with the actual product  
确认内外标签有无漏失，内容与实物必须一致
3. Quantity(数量): 10K PCS/REEL (10K PCS/盘)  
Packing quantity per carton depends on order and delivery quantity  
每箱包装数量依订单及交货数量而定

	SPEC.	Remark
Carton 1	L460mm×W460mm×H510mm	Use the appropriate carton size according to the actual order quantity 根据实际订单数量使用合适的纸箱尺寸
Carton 2	L500mm×W500mm×H305mm	
Carton 3	L580mm×W580mm×H320mm	



MARK

1

2

3

4

5

6

7

8

9

TOLERANCE

X.X ±0.30

X.XX ±0.20

X.XXX ±0.10

Angle ±2°

TITLE:  
PH2.0 Terminal  
Packing

UNIT:mm

SCALE:N/A

DRAWN: Arwin 2020.03.05

CHECKED:

APPROVED:

SHEET:1/1

PROJECTION

KONNRA 东莞市康瑞电子有限公司  
DongGuan Konnra Electronics Co.,Ltd.

PART NO.:T20010P\*\*\*0\*A

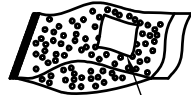
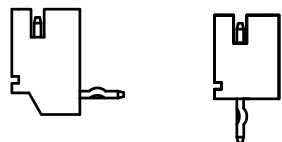
REV.:A1 DRAWING NO.:2001T01-A-P

**RoHS**  
COMPLIANT

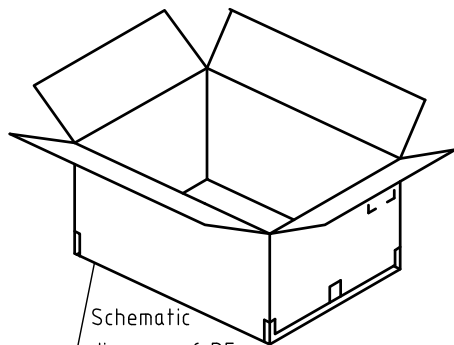
Step 1: Place Housing into PE bag and seal PE bag. Label.  
将 Housing放入PE袋内, 并将PE袋封好, 贴上标签.

Step 3: Put PE bag packed products in cartons,  
Packing detail see the table right  
将装好产品的PE袋放入纸箱内, 详细包装见右表

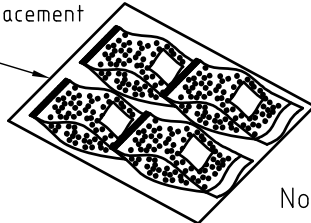
PH2.0 DIP 90° / PH2.0 DIP 180°



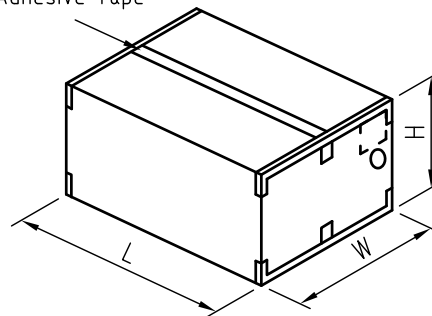
Label



Schematic diagram of PE bag placement



Adhesive Tape



Step 2: Put PE bag packed products in cartons,  
Packing detail see the table right  
将装好产品的PE袋放入纸箱内, 详细包装见右表

Circuits	PCS/Bag
2	1000
3	1000
4	1000
5	1000
6	1000
7	1000
8	1000
9	1000
10	1000
11	1000
12	1000
13	1000
14	1000
15	1000
16	1000

Note注解:

- There shall be no dirt such as deformation phenomenon, Mantissa box fillers must be used  
每箱不可有脏污, 变形现象, 尾数箱必须用填充物
- Confirm whether the inner and outer labels are missing and the content must be consistent with the actual product  
确认内外标签有无漏失, 内容与实物必须一致
- Packing quantity per carton depends on order and delivery quantity  
每箱包装数量依订单及交货数量而定

	SPEC.	Remark
Carton 1	L460mm×W460mm×H510mm	Use the appropriate carton size according to the actual order quantity 根据实际订单数量使用合适的纸箱尺寸
Carton 2	L500mm×W500mm×H305mm	
Carton 3	L580mm×W580mm×H320mm	



MARK

1

2

3

4

5

6

7

8

9

TOLERANCE  
X.X ±0.30  
X.XX ±0.20  
X.XXX ±0.10  
Angle ±2°

TITLE:  
PH2.0 DIP WF  
Series Packing

UNIT:mm SCALE:N/A

DRAWN: Arwin 2020.03.05

CHECKED:

APPROVED:

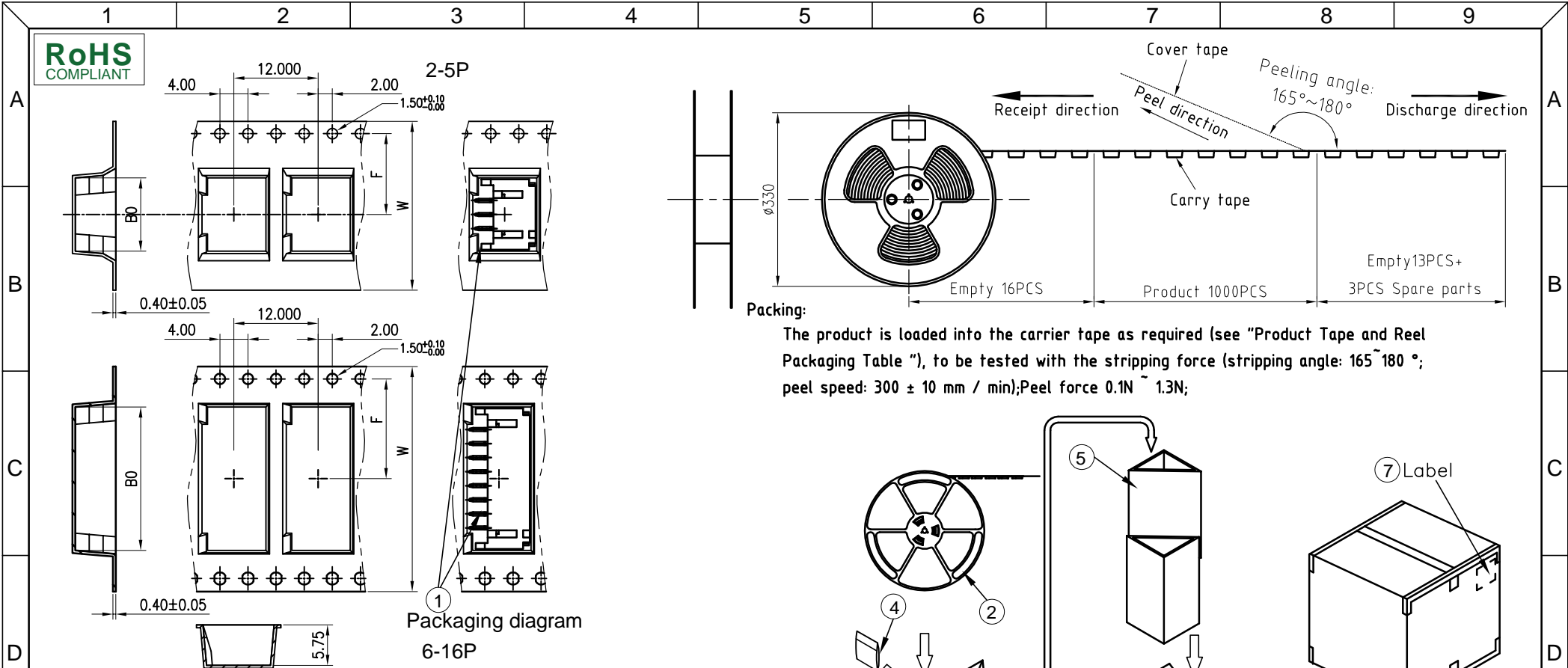
SHEET: 1/1 PROJECTION

**KONNRA** 东莞市康瑞电子有限公司  
DongGuan Konnra Electronics Co.,Ltd.

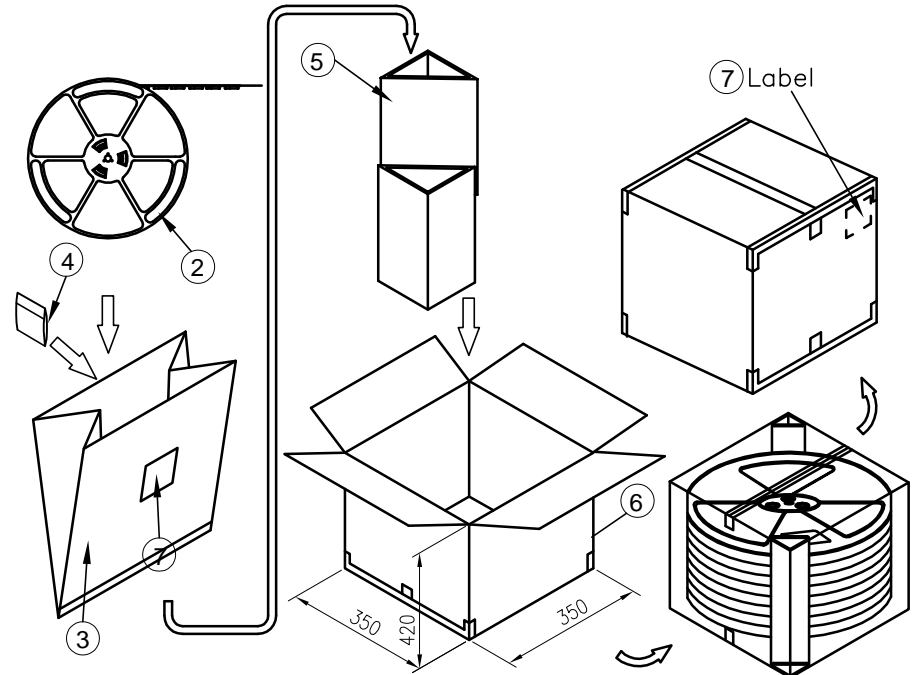
PART NO.: C2001\*D1\*\*01T01\*\*PB

REV.: A1 DRAWING NO.: 2001WND101-B-P

RoHS COMPLIANT



**Packing:**  
 The product is loaded into the carrier tape as required (see "Product Tape and Reel Packaging Table"), to be tested with the stripping force (stripping angle: 165~180°; peel speed: 300 ± 10 mm / min); Peel force 0.1N ~ 1.3N;



NO.	NAME	SPEC.	QTY
①	Product	PH2.0 SMT 90° WF 系列	1000 PCS
②	Reel/Tape	--	1SET
③	Vacuum bag	500×440×0.10mm	1PCS/Reel
④	Desiccant	--	1PCS/Reel
⑤	cardboard	410×80×80mm	2PCS
⑥	carton	350×350×420mm	1PCS
⑦	Label	--	2PCS

Pin数	W±0.3	F±0.2	B0±0.3	q'ty/BOX
2P~5P	24	11.5	8.40~14.40	14*1000
6P~8P	32	14.2	16.40~20.40	11*1000
9P~14P	44	20.2	22.40~32.40	8*1000
15P~16P	56	26.2	34.40~36.40	6*1000

F					TOLERANCE	TITLE:	DRAWN:	KONNRA 东莞市康瑞电子有限公司		
					X. X ±0.30	PH2.0 SMT 90° Wafer	CHECKED:	DongGuan Konnra Electronics Co., Ltd.		
					X. XX ±0.20	系列 Package	APPROVED:	PART NO. : C2001RS***11M01**RC		
					X. XXX ±0.10	Specifi cation		REV. : A1 DRAWING NO. : 2001WRS101-C-P		
	MARK	REVISION DESCRIPTION	SIGNATURE	DATE	Angle ±2°	UNIT: mm SCALE: N/A	SHEET: 1/1 PROJECTION			
	1	2	3	4	5	6	7	8	9	

RoHS  
COMPLIANT

2-5P

Cover tape  
Peeling angle:  
165°~180°  
Receipt direction  
Peel direction  
Discharge direction

A

B

C

D

E

F

A

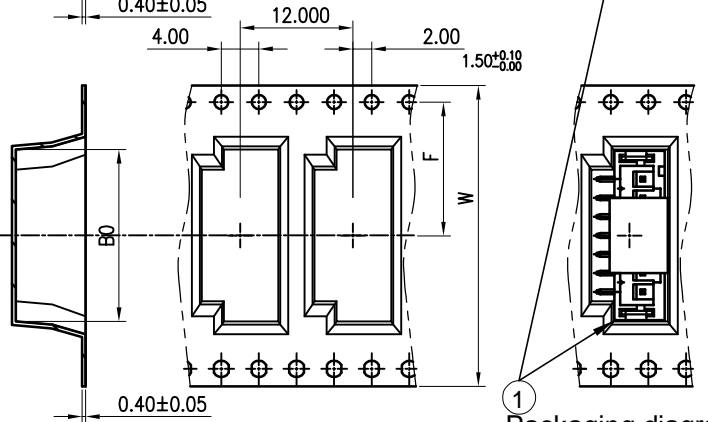
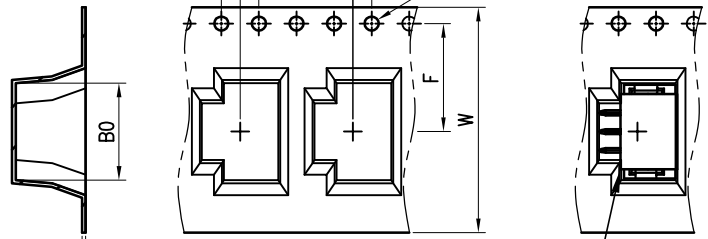
B

C

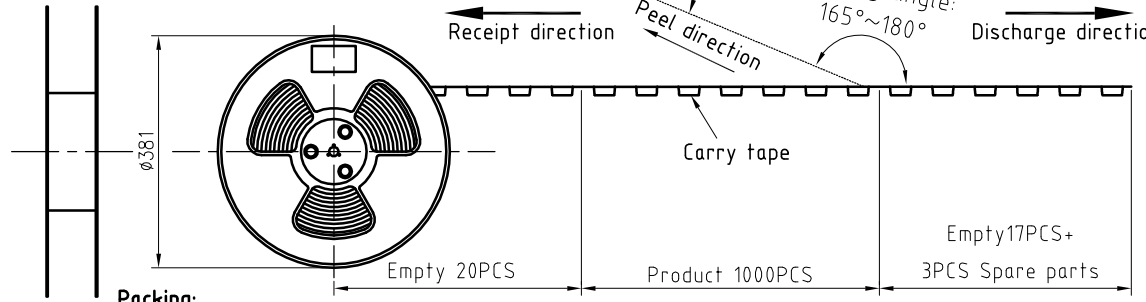
D

E

F

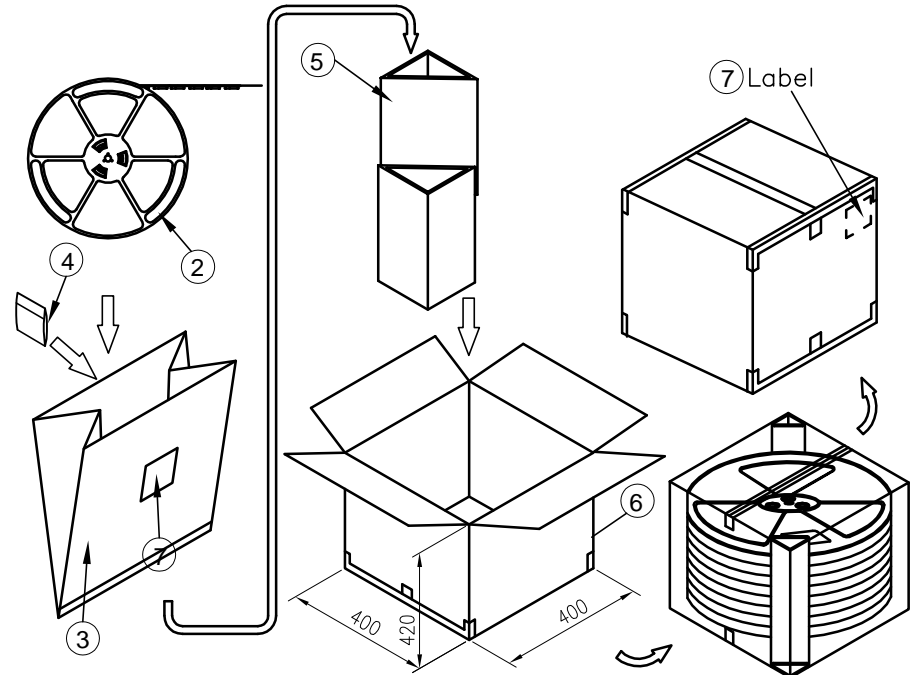


1 Packaging diagram  
6-16P



Packing:

The product is loaded into the carrier tape as required (see "Product Tape and Reel Packaging Table"), to be tested with the stripping force (stripping angle: 165°~180°; peel speed: 300 ± 10 mm / min); Peel force 0.1N ~ 1.3N;



NO.	NAME	SPEC.	Q'TY
①	Product	PH2.0 SMT 180° WF 系列	1000 PCS
②	Reel/Tape	--	1SET
③	Vacuum bag	550×500×0.10mm	1PCS/Reel
④	Desiccant	--	1PCS/Reel
⑤	cardboard	410×80×80mm	2PCS
⑥	carton	400×400×420mm	1PCS
⑦	Label	--	2PCS

Pin数	W±0.3	F±0.2	B0±0.3	q'ty/BOX
2P~5P	24	11.5	8.40~14.40	14*1000
6P~8P	32	14.2	16.40~20.40	11*1000
9P~14P	44	20.2	22.40~32.40	8*1000
15P~16P	56	26.2	34.40~36.40	6*1000

△4					
△3					
△2					
MARK	REVISION DESCRIPTION	SIGNATURE	DATE		

TOLERANCE	TITLE:
X. X ±0.30	PH2.0 SMT 180°
X. XX ±0.20	Wafer 系列Package
X. XXX ±0.10	Specification
Angle ±2°	UNIT: mm SCALE: N/A

DRAWN:	Arvin 2021.08.20
CHECKED:	
APPROVED:	
SHEET: 1/1	PROJECTION

KONNRA 东莞市康瑞电子有限公司	
DongGuan Konnra Electronics Co., Ltd.	
PART NO. : C2001VS***11MD1**RC (F&G)	
REV. : A1	DRAWING NO. : 2001WS101-* -P