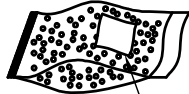
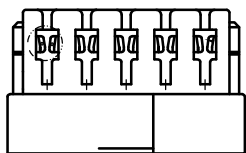


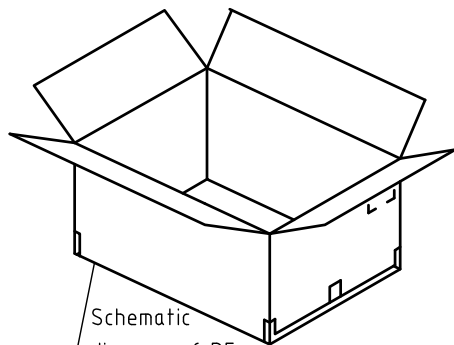
RoHS
COMPLIANT

Step 1: Place Housing into PE bag and seal PE bag. Label.
将 Housing放入PE袋内, 并将PE袋封好, 贴上标签.

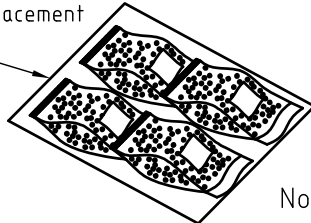


Label

Step 2: Put PE bag packed products in cartons,
Packing detail see the table right
将装好产品的PE袋放入纸箱内, 详细包装见右表

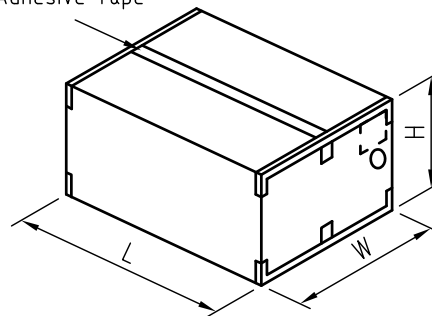


Schematic diagram of PE bag placement



Step 3: Put PE bag packed products in cartons,
Packing detail see the table right
将装好产品的PE袋放入纸箱内, 详细包装见右表

Adhesive Tape



Note注解:

1. There shall be no dirt such as deformation phenomenon, Mantissa box fillers must be used
每箱不可有脏污, 变形现象, 尾数箱必须用填充物
2. Confirm whether the inner and outer labels are missing and the content must be consistent with the actual product
确认内外标签有无漏失, 内容与实物必须一致
3. Packing quantity per carton depends on order and delivery quantity
每箱包装数量依订单及交货数量而定

Circuits	PCS/Bag
2	1000
3	1000
4	1000
5	1000
6	1000
7	1000
8	1000
9	1000
10	1000
11	1000
12	1000
13	1000
14	1000
15	1000
16	1000
17	1000
18	1000
19	1000
20	1000

	SPEC.	Remark
Carton 1	L460mm×W460mm×H510mm	Use the appropriate carton size according to the actual order quantity 根据实际订单数量使用合适的纸箱尺寸
Carton 2	L500mm×W500mm×H305mm	
Carton 3	L580mm×W580mm×H320mm	



MARK REVISION DESCRIPTION SIGNATURE DATE

TOLERANCE
X.X ±0.30
X.XX ±0.20
X.XXX ±0.10
Angle ±2°

TITLE:
SRO.8 HOUSING
Packing

UNIT:mm SCALE:N/A

DRAWN: Arwin 2020.03.05

CHECKED:

APPROVED:

SHEET:1/1 PROJECTION

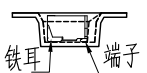
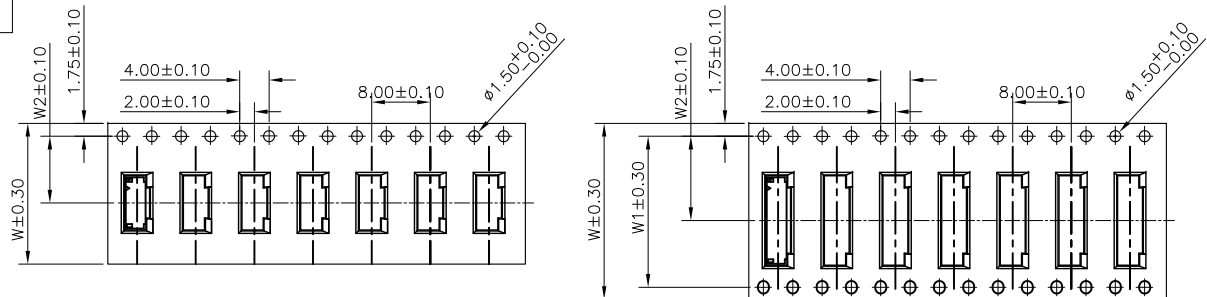
KONNRA 东莞市康瑞电子有限公司
DongGuan Konnra Electronics Co.,Ltd.

PART NO.:H08000*****01A

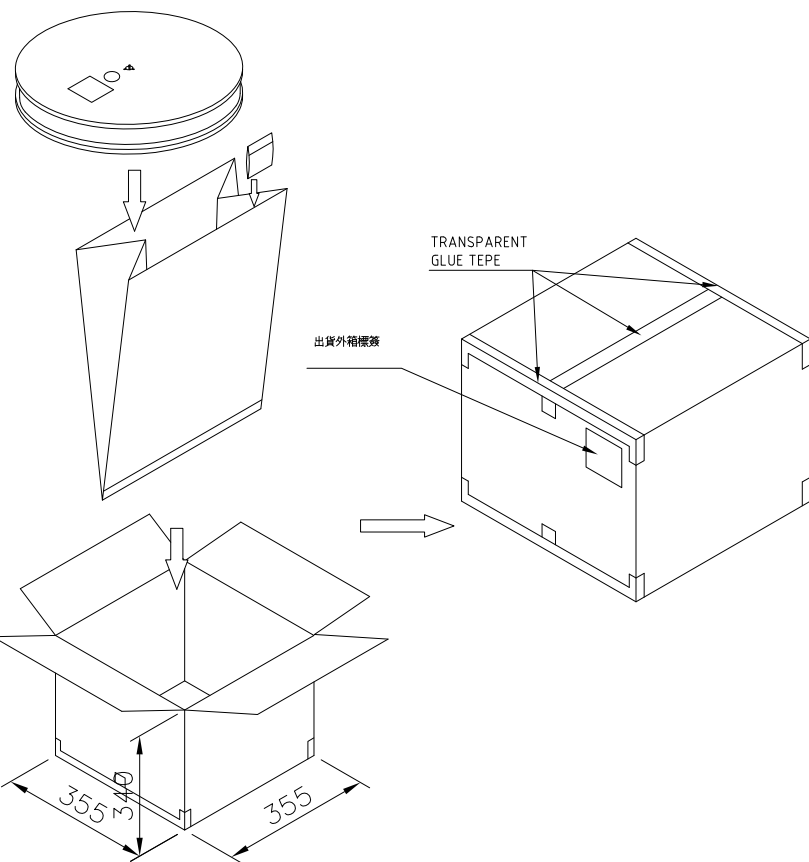
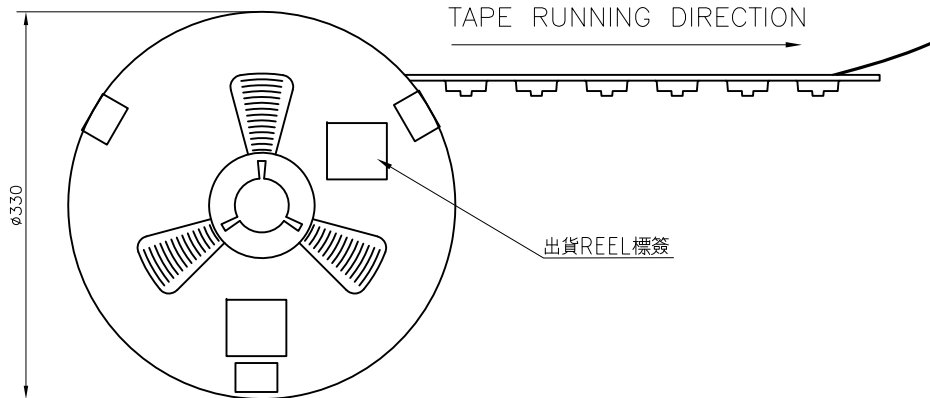
REV.:A1 DRAWING NO.:0800H01-A-P

1 2 3 4 5 6 7 8 9

RoHS
COMPLIANT



TAPE RUNNING DIRECTION



包装说明:

把成品包入卷盘中,每盘包装3500PCS;
卷盘上贴标签,将装好产品的卷盘放于PE袋中
真空封装后放进外箱,并于外箱上贴上标签.

Pin No.	W	W2	W1	Q'ty/Reel	Reel/Carton
2~3	12	5.5	--	3500 PCS	18
4~8	16	7.5	--	3500 PCS	14
9~16	24	11.5	--	3500 PCS	10
17~20	32	20.2	28.4	3500 PCS	8



MARK

1

2

3

4

5

6

7

8

9

TOLERANCE

X.X ±0.30
X.XX ±0.20
X.XXX ±0.10
Angle ±2°

TITLE:
SURO.8 SMT 90°
Wafer Packing

UNIT:mm SCALE:N/A

DRAWN: *Arwin 2020.03.05*

CHECKED:

APPROVED:

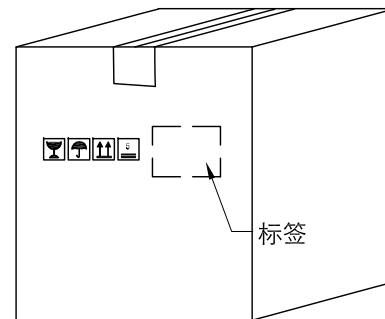
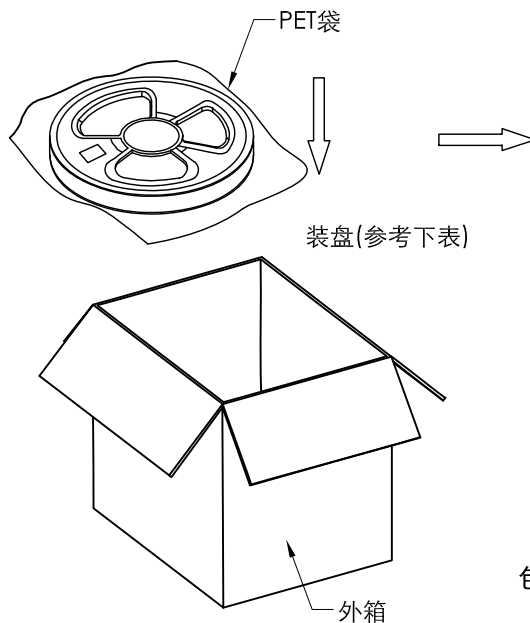
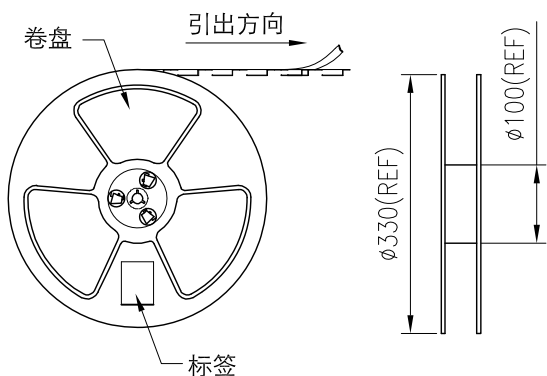
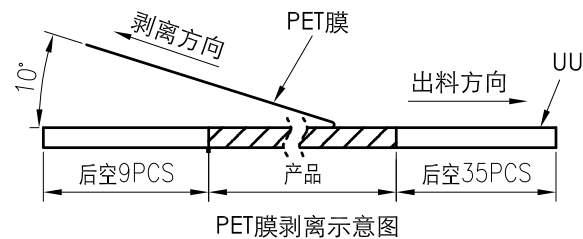
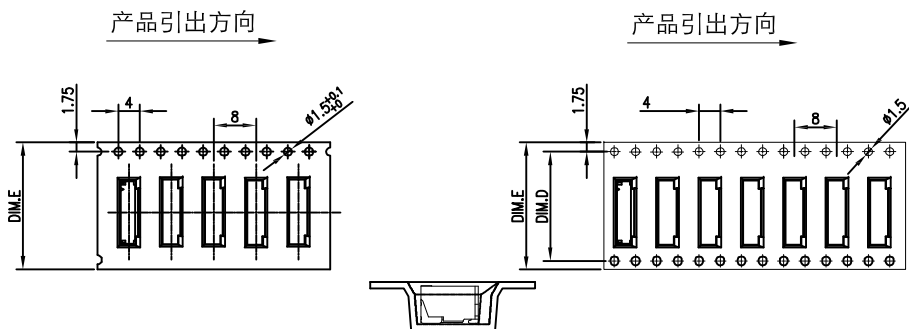
SHEET:1/1 PROJECTION

KONNRA 东莞市康瑞电子有限公司
DongGuan Konnra Electronics Co.,Ltd.

PART NO.:C0800RS1**13G0101RA

REV.:A1 DRAWING NO.:0800WRS01-A-P

RoHS
COMPLIANT



CKT.	DimD	DimE	Q'ty/Reel	Packing (Reel/Caton)
02~07	-	16	2000PCS	14/Reel
08~17	-	24	2000PCS	10/Reel
18~20	-	32	2000PCS	8/Reel

纸箱规格: 355*355*340mm

包装说明:
成品包入卷盘中, 每盘装2000PCS, 卷盘贴好标签, 再将装好产品的卷盘放入PE袋真空封装, 并适量装箱, 外箱上按规格贴合标签.

TOLERANCE
X.X ±0.30
X.XX ±0.20
X.XXX ±0.10
Angle ±2°

TITLE:
SURO.8 SMT 180° WF
Packing

DRAWN: *Arwin 2020.03.30*
CHECKED:
APPROVED:

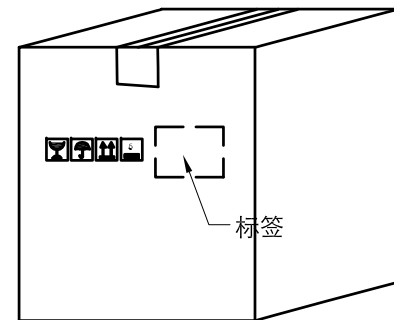
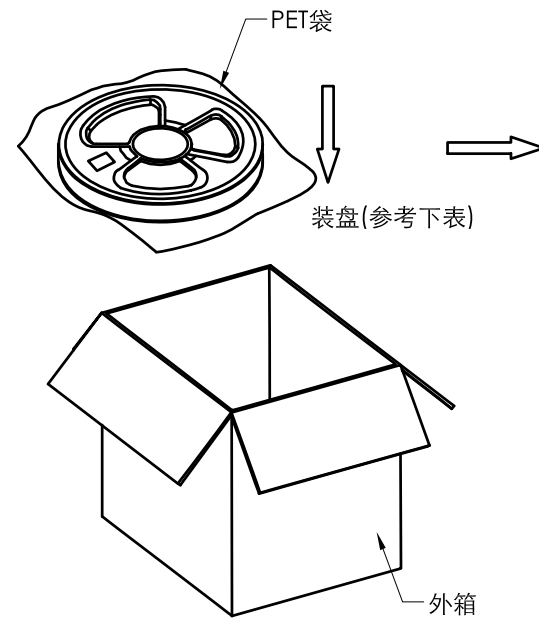
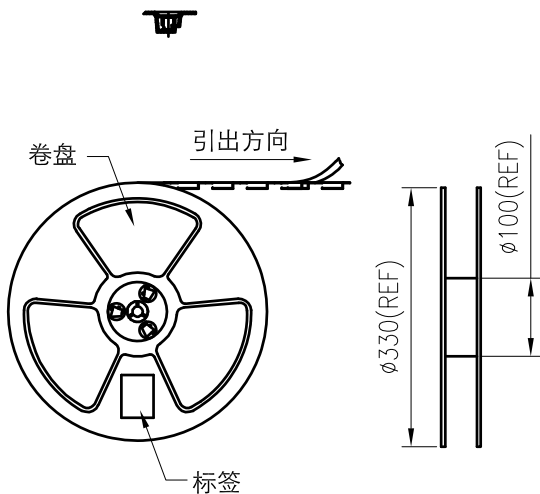
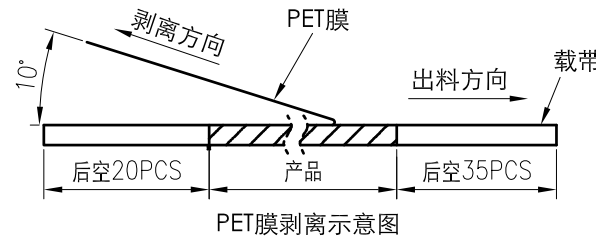
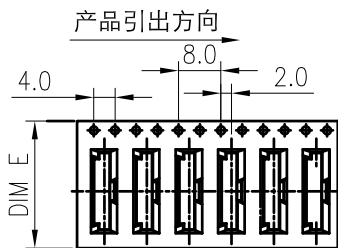
KONNRA 东莞市康瑞电子有限公司
DongGuan Konnra Electronics Co.,Ltd.

PART NO.: C0800VS***13G0101RA

MARK REVISION DESCRIPTION SIGNATURE DATE UNIT:mm SCALE:N/A SHEET:1/1 PROJECTION REV.:A4 DRAWING NO.:0800WVS101-A-P

1 2 3 4 5 6 7 8 9

RoHS
COMPLIANT



纸箱规格: 355*355*340mm

Circuits	DIM D	DIM E	Q'ty/Reel	Packing Reel/Carton
2	---	16	2000 PCS	14R

包装说明:

成品包入卷盘中, 每盘装2000PCS, 卷盘贴好标签, 再将装好产品的卷盘放入PE袋真空封装, 并适量装箱, 外箱上按规格贴合标签.

F					TOLERANCE	TITLE:	DRAWN: <i>Arwin 2020.10.28</i>	KONNRA 东莞市康瑞电子有限公司 DongGuan Konnra Electronics Co.,Ltd. PART NO.: C0800VS10213G0111RA			
					X.X ±0.30	SUR0.8 SMT 180°	CHECKED:				
					X.XX ±0.20	Wafer 2P B Type	APPROVED:				
MARK	REVISION DESCRIPTION	SIGNATURE	DATE	X.XXX ±0.10	Packing	UNIT:mm	SCALE:N/A	SHEET:1/1	PROJECTION	REV.:A1	DRAWING NO.:0800WVS102-A-P
1	2	3	4	5	6	7	8	9			