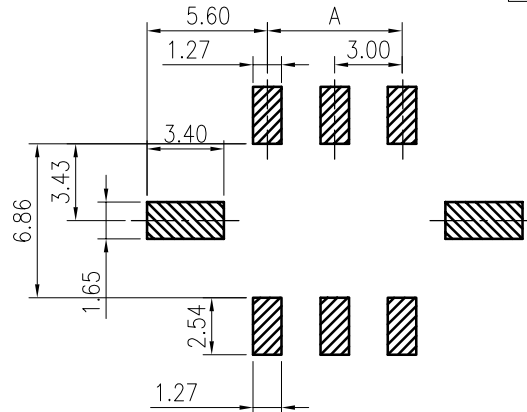
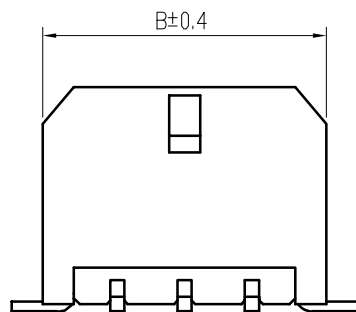
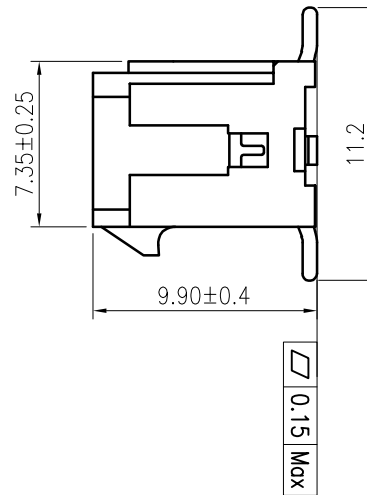
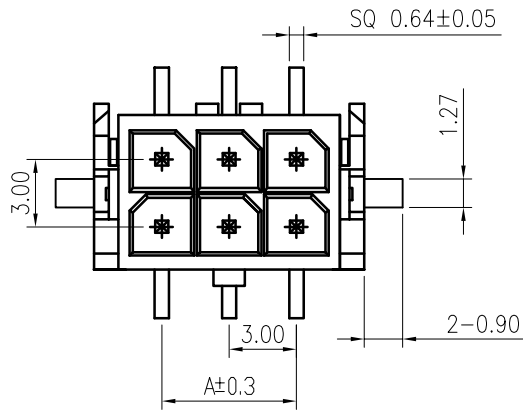
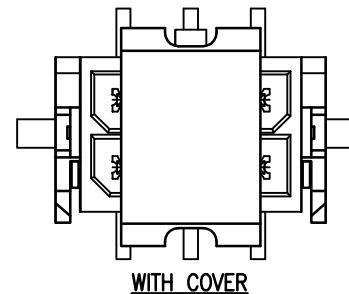


RoHS
COMPLIANT



Recommended P.C.B. Layout
Total tolerance:±0.05mm



SPECIFICATIONS

1. Current rating: 5A AC, DC
2. Voltage rating: 250V AC,DC
3. Temperature range: -40°C ~ +105°C
4. Insulation resistance: 1000MΩ Min.
5. Withstanding voltage: 1500V AC/ minute.
6. Contact resistance: 10mΩ Max.

Material:

Insulator: LCP UL 94V-0
Contact: Brass/Matte-tin plated over nickel
Solder tab: Brass/Matte-tin plated over nickel
Circuits: 2*1~2*12
Mate with KR3000 series dual row housing

Ordering Code:

△△ C3000VS *** 14 M0101 R A

No. of Circuits ————|——— Packing
201:2x1P, | R: Reel Tape
2x2:2x2P..... | P: Bag
Insulator Material ————|
14:LCP Black

PIN NO.	DIMENSIONS		PIN NO.	DIMENSIONS	
	A	B		A	B
2*1P	--	6.65	2*7P	18.00	24.65
2*2P	3.00	9.65	2*8P	21.00	27.65
2*3P	6.00	12.65	2*9P	24.00	30.65
2*4P	9.00	15.65	2*10P	27.00	33.65
2*5P	12.00	18.65	2*11P	30.00	36.65
2*6P	15.00	21.65	2*12P	33.00	39.65

MARK	REVISION	DESCRIPTION	SIGNATURE	DATE	TOLERANCE	TITLE:	DRAWN:	CHECKED:	APPROVED:	REV. :	DRAWING NO. :
△4					X. X ±0.30	MK3.0 SM ^{180°}	ru yi 2020.03.10			A3	3000WS201-A-S
△3		Uniformly arrange the drawings	Arvin	2021.09.22	X. XX ±0.20	Wafer With Solder				A3	3000WS201-A-S
△2		Change the part number and frame format	Ru yi	2020.3.10	X. XXX ±0.10	Tab Dual Row				A3	3000WS201-A-S
△1					Angle ±2°					A3	3000WS201-A-S

KONNRA 东莞市康瑞电子有限公司
DongGuan Konnra Electronics Co., Ltd.

PART NO. : C3000VS2**14M0101RA

REV. : A3 DRAWING NO. : 3000WS201-A-S